



KS CONNECTS!

2026

Term 2

Issue #02



WELCOME BACK TO SCHOOL!

Welcome to Term 2!

We had a meaningful start to the year, as students settled into their classes, renewed friendships and strengthened teamwork.

On 17 Jan, families and staff came together at the Parents' Empowering Network Breakfast to kick off the celebrations for our APSN Golden Jubilee. More highlights from Term 1 can be found in this edition of KS Connects!.

As we begin Term 2 after a short break, we look forward to providing more opportunities for our students to learn and grow.

Thank you for your continued partnership and support.



Mdm Ng Puey Koon
Principal

BUILDING POSITIVE BEHAVIOURS TOGETHER

BE SAFE

BE RESPECTFUL

BE RESPONSIBLE

Positive behaviours are developed through consistent practice and reinforcement. When these habits are supported across settings, students are more likely to demonstrate them in school and beyond.



HIGHLIGHTS OF 2026 TERM 1



TRANSITION, ORIENTATION, PROGRESS (TOP)

APSN Katong School (KS) starts off the new school year with students bonding through games and getting to know their teachers and friends.



Happy to be back in school!



Together, we get it done!




Joyful moments during TOP!



Exploring through play and discovery.



KS-CFA CANTEEN COLLABORATION



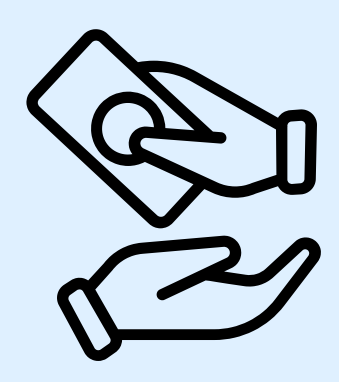
The school canteen, KS Delights, is open again! APSN Centre for Adults (CFA) collaborates with KS to provide students with healthy meals.



CFA trainee preparing drinks



CFA trainee preparing fresh ingredients every morning.



Making purchases independently during recess



HIGHLIGHTS OF 2026 TERM 1

PARENT'S EMPOWERING NETWORK (PEN) BREAKFAST WITH PARENTS ON 17 JAN 2026 KICKS OFF APSN GOLDEN JUBILEE



School leaders and Guests
gracing the event.



APSN Alumni Ensemble





APSN Golden Jubilee
LEGO mosaic built together by
our APSN community.




Sec 4 students
serving refreshments



APSN 50 bracelet-making activity.



Recruitment of members by the
Parents Empowerment Network.





HIGHLIGHTS OF 2026 TERM 1






PRESENTATION OF CHINESE NEW YEAR (CNY) DECOR TO SMRT

Unified Arts: Students of KS and Bedok View Sec School creating CNY art decorations



Bringing Festive Cheer to Tanah Merah MRT Station!



CIRCUS ARTS PERFORMANCE



Bringing the diabolo to life with precision and focus!



Defying gravity with a balancing chair act!

The Circus Arts CCA wowed the audience with a vibrant performance at the Criminal Investigation Department's (CID) Chinese New Year Celebrations!



Keeping the plates spinning with skill and control.



Ms Suhaili receiving a token of appreciation from the Deputy Commissioner (Investigation & Intelligence).

HIGHLIGHTS OF 2026 TERM 1



KS STAFF DEPARTMENT LEARNING JOURNEY 6 FEB 2026



Green thumbs
Terrarium workshop at CFA




Bringing out the inner Italians
Art of pizza-making at CFA



KEY DATES FOR TERM 2


School Term	23 March (Mon) to 29 May (Fri)		International Friendship Day Celebration	6 Apr (Mon)	
Term Break	30 May (Sat) to 28 Jun (Sun)		April	APSN Golden Jubilee Celebrations <i>(Home-based learning for Primary students)</i>	10 Apr (Fri)
Public & School Holidays	Hari Raya Puasa: 21 Mar (Sat)* Good Friday: 3 Apr (Fri) Labour Day: 1 May (Fri) Hari Raya Haji: 27 May (Wed) Vesak Day: 31 May (Sun)		Social Competence Outing	23 Apr (Thu)	
			May	Parent-Teacher Conference	29 May (Mon)
More details will be provided nearer to the event dates.					






TECHBYTES@KS!

by ICT Committee



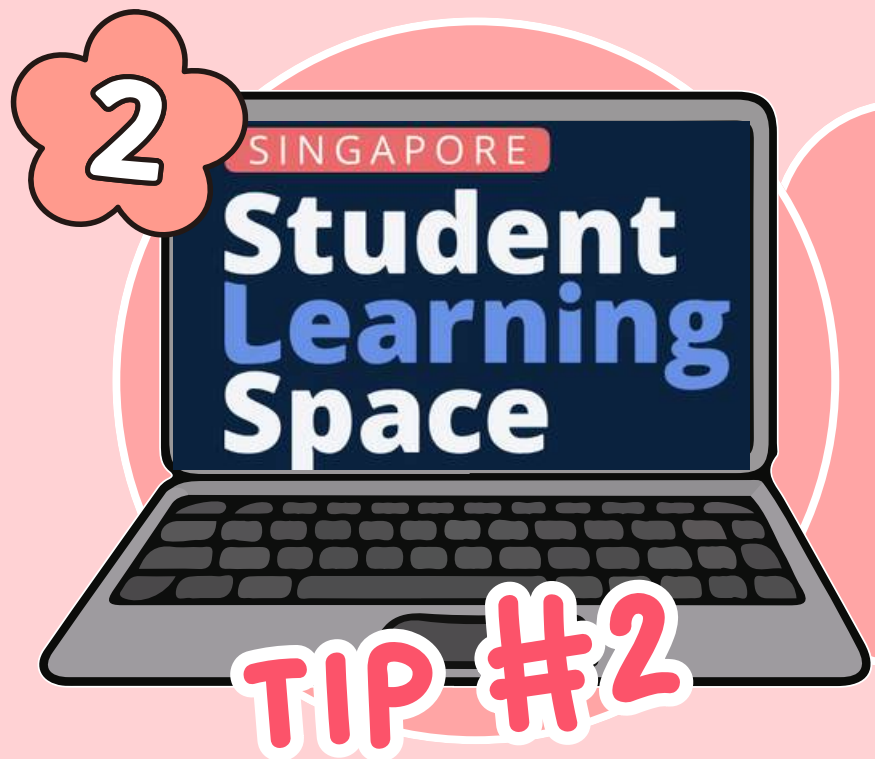
QUICK TIPS TO SUPPORT YOUR CHILD'S LEARNING AT HOME

We've put together some simple tips to help support your child's learning at home. These suggestions can help create a positive and supportive environment for learning.



TIP #1

Set up an area conducive for learning.
This space should be comfortable and free from distractions.



TIP #2

Check that your child has the username and password to access online learning portal (Student Learning Space).



TIP #3

Establish a Routine



Study Time



Time for Simple Household Tasks



Recreational Time



Limit Screen time



TIP #4

At the end of the day, have a conversation with your child about their learning. You may ask:

- What did you learn?
- What was the best part of your day?
- Do you need help with challenges?



Let's continue working together to support our children in their learning journey.



SCHOOL- HOME COLLABORATION



1

LEARNING FOR LIFE

Foster independence by giving children opportunities to make safe, simple choices.



2

PRACTICE DAILY LIVING SKILLS AT HOME

Turn household tasks into learning: Fold and sort laundry by colour or size .



3

SHARE YOUR HOBBY!

Build a stronger parent-child bond by having common interests and leisure activities together.

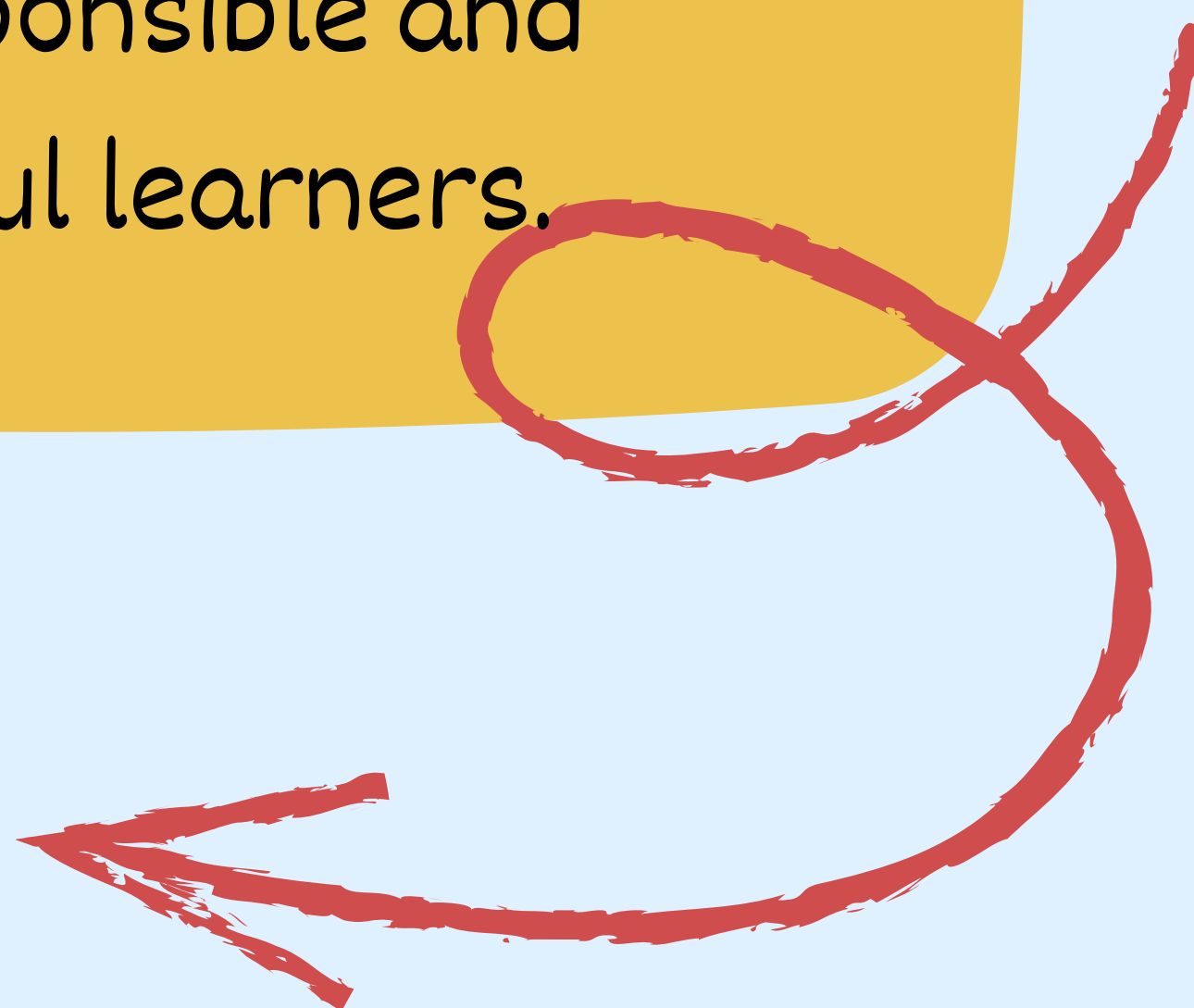

4




COMMUNITY CHAMPIONS

Model small acts of kindness, like opening doors or carrying items for others.

We appreciate families for partnering us in nurturing safe, responsible and respectful learners.



COULD YOU FIGURE OUT
THESE RIDDLES?
TEST THEM OUT WITH YOUR
FRIENDS AND FAMILY!



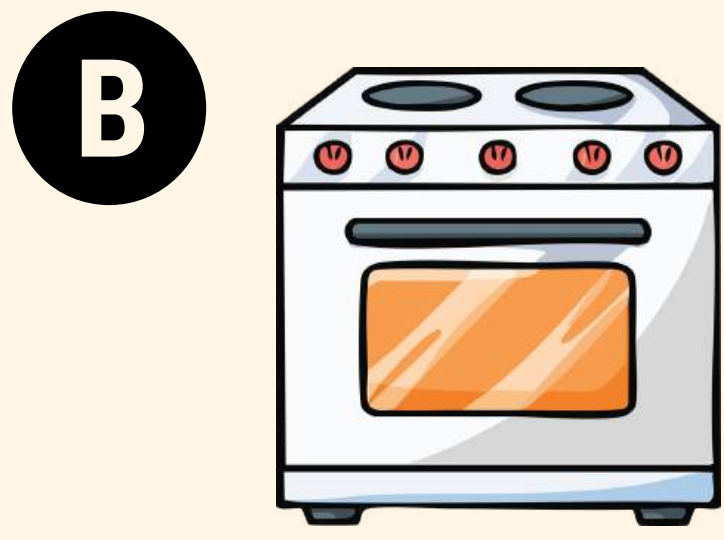
HEY
STUDENTS!

Riddle #1

I'm flaming hot but don't touch me
without a pot! I cook on top. What am I?



Grill




Stove

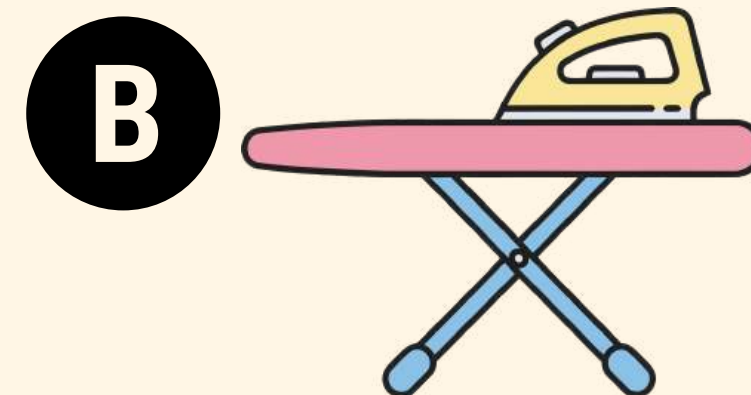
Riddle #2

I'm used every day but rarely noticed.
I work best when I'm clean.
I stop working when I'm full.

What am I?



Trash bin




Iron


Riddle #3

I make noise so that you don't forget.
People often want me to be quiet, but
when I don't work, you wish I was louder.

What am I?



Alarm clock




Television


Riddle #4

I don't eat, but I'm always fed.
I don't drink, but I often run.
Without me, you would be uncomfortable.

What am I?



Water heater



Blender

